

port/
stylo.®



ARMoured

IRON

CHA RAC TER

port
stylo®


puertas perciber

In this catalogue we try to reproduce the finishes and colours of our products as faithfully as possible to reality, however, due to limitations of photography and printing techniques, there may be notable differences with reality. We will not accept claims regarding the tones, colours and finishes shown in this catalogue.

Puertas Perciber reserves the right to reduce, expand or modify the range of products presented in this catalogue or to vary their characteristics at any time.

The use of the images and texts presented in this catalogue without the express authorization of the owner of the brand is prohibited.

Creating solutions adapted to the new times, cutting-edge, technically innovative, functional and of high quality, that is the mission of Port Stylo. We do it with the maximum effort every day, looking for inspiration in the world around us, in its fast and frenetic evolution, trying to continuously adapt to the evolution of trends and market demands.

NONCONFORMITY
AND OUR PASSIONATE
SPIRIT PUSH US TO
PURSUE CONTINUOUS
IMPROVEMENT IN
OUR DEVELOPMENT
AND MANUFACTURING
PROCESSES.

For us, creating doors imply much more than a total and efficient control of the production phase, we believe that the implication of a broad and complex creative process is vital, because we understand that the product is a functional, aesthetic and versatile solution, in which the doors are much more than a mere construction element, becoming a vital part of our environment.

At Port Stylo we create doors with character.

CONTENTS

01




SECURITY FOR
YOUR HOME
pag. 4

02



CERTIFIED
SECURITY
pag. 5

03



DATA SHEET
pag. 6

04



TYPES OF
FRAME AND
INSTALLATION
pag. 7

05



MEASURES
pag. 8

06



ENDLESS
POSSIBILITIES
pag. 10

07



PERSONALIZATION
pag. 14

08



FITTINGS
pag. 15

port/
stylo®

ARMoured
IRON

Security for your home

IRON high security armoured doors are doors developed to make our homes safe living environments, protecting them from any attempt at theft or intrusion.

They are recommended for customers who demand high security in armoured doors.

They are also installed in homes for rent, due to their excellent quality/price ratio, also providing a high level of security for people who are aware of the protection of their home.

IRON armoured doors, in addition to being safe, combine high technology and avant-garde design, thanks to the available variety of coverings that adapt to any style.



CERTIFIED
SECURITY



**Armoured
CERTIFIED
of Class 3**
(UNE-EN1627:2011)

Certification issued on 11-11-2014

Static load
UNE-EN 1628:2011
CORRECT

Dynamic load
UNE-EN 1629:2011
CORRECT

Manual burglary resistance
UNE-EN 1630:2011
CORRECT



Opening limiter




Governor bolt and acoustic seal



Anti-lever and acoustic seal



Lower mobile weatherstrip (paracord)



Armoured core



Metallic pre-frame




Detail of frame-preframe regulation

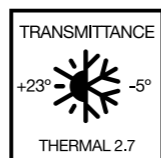
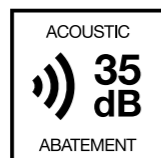
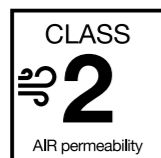


Anti-card system and slip regulation

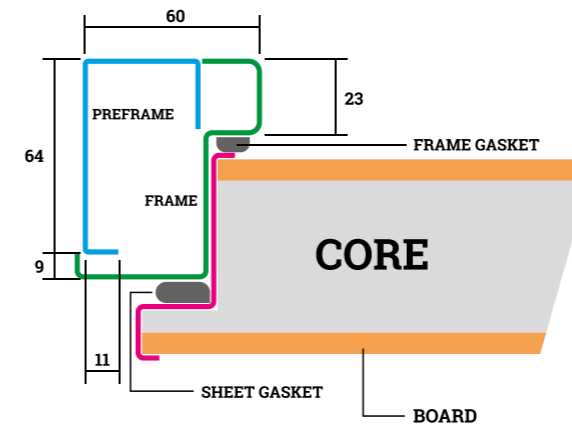
DATA SHEET



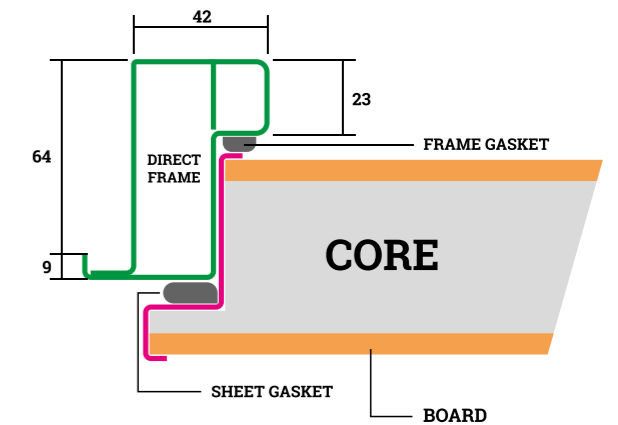
- 1 FRAME** 18/10 galvanized steel, welded miters and polyester resin powder coating, brown, silver or white.
- 2 LEAF** 8/10 sheet steel and 8/10 reinforcement omegas.
- 3 FAIRING** "Graffa" profile in steel painted in brown 8017, white 9003 or grey 9007.
- 4 LOCK CYLINDER** Silent gear multipoint with 8 40mm bolts. Basic key-key with 5 keys and one construction key. Uncopyable key.
- 5 SHIELD** Anti-drill and anti-extraction cylinder protection.
- 6 STRIKER** Anticard with regulation system.
- 7 LIMITER** Limited opening system.
- 8 HINGES** Two adjustable hinges in all directions with anti-wear bearings.
- 9 FITTING** Aluminum suitable for exterior bronze/silver/brass.
- 10 SEALS** Double joint in fairing and frame.
- 11 WINDPROOF** Lower automatic moving threshold.
- 12 VARIANTS** Special heights (see other variants).
- 13 FUNCTION** Main entrance of the house.
- 14 SECURITY** Class 3 Antifracture according to UNE EN 1627.
- 15 ACOUSTICS** 35 dB(A) according to UNE EN 10140-2.
- 16 THERMAL** Transmittance 2.2 w/m²°C in compliance with the CTE. Air permeability Class 2 according to UNE-EN 1026 – Anti-corrosion Class 3 and Resistance to wind load C5 according to UNE-EN 1670 and UNE-EN 12211.



FRAME TYPES



Frame-Preframe System



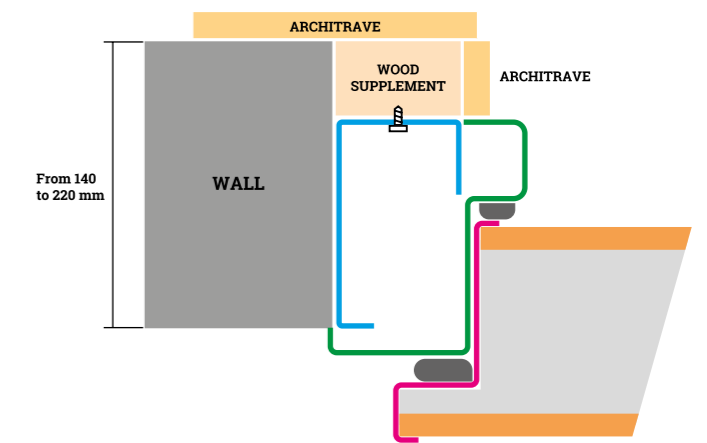
Direct Frame System

TYPES OF INSTALLATION

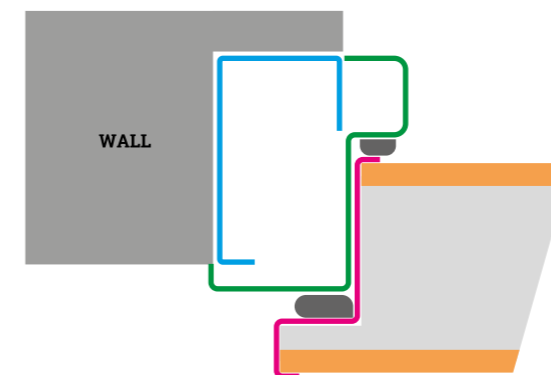
The IRON armoured door can be installed with a pre-frame without the need for masonry work, fixing the pre-frame to the wall with lag screws and then screwing the frame to the sub-frame.

Similarly, the framed version can be installed directly to the existing wooden frame.

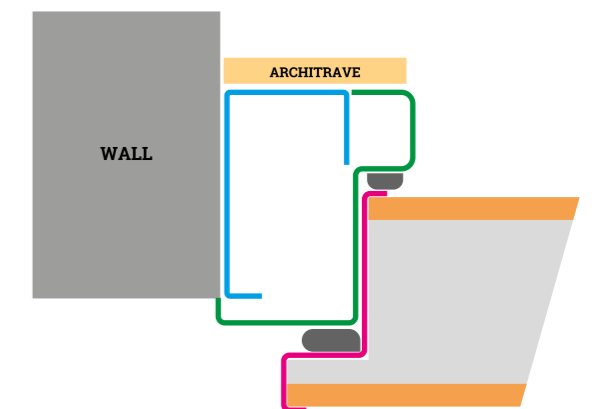
The installation of this armoured door turns out to be very simple and fast.



TYPE C
Facility under renovation with exterior cladding



TYPE A
Installation in new construction without architraves



TYPE B
Installation in detached house

SIZES AVAILABLE IN STOCK

FRAME FINISHES (RAL)

● 8017 Brown	○ 9003 White	● 9007 Silver
--------------	--------------	---------------

FRAME PREFRAME

FREE WAY	EXTERNAL PREFRAME (Mounting hole)
800 x 2000 mm ● ○ ●	920 x 2060 mm* ¹
800 x 2040 mm ●	920 x 2100 mm* ²
900 x 2100 mm ●	1020 x 2160 mm

Frame-preframe thickness: 6 cm

*¹ Most common measure in reform

*² Most common measure in new construction

DIRECT FRAME (Tubular)

FREE WAY	EXTERNAL FRAME (Mounting hole)
760 x 2000 mm ●	844 x 2042 mm* ¹
800 x 2000 mm ●	884 x 2042 mm

It is used for installation on wooden pre-frame.

Direct frame thickness 4.2 cm

*¹ Most common measure in reform



COATINGS (Thickness 6mm)

HEIGHT	2000 mm		2040 mm		2100 mm	
WIDTH	OUT. PANEL	INT. PANEL	OUT. PANEL	INT. PANEL	OUT. PANEL	INT. PANEL
760 mm	778 x 2002 mm	828 x 2025 mm	778 x 2042 mm	828 x 2065 mm	778 x 2102 mm	828 x 2125 mm
800 mm	818 x 2002 mm	868 x 2025 mm	818 x 2042 mm	868 x 2065 mm	818 x 2102 mm	868 x 2125 mm
900 mm	918 x 2002 mm	968 x 2025 mm	918 x 2042 mm	968 x 2065 mm	918 x 2102 mm	968 x 2125 mm

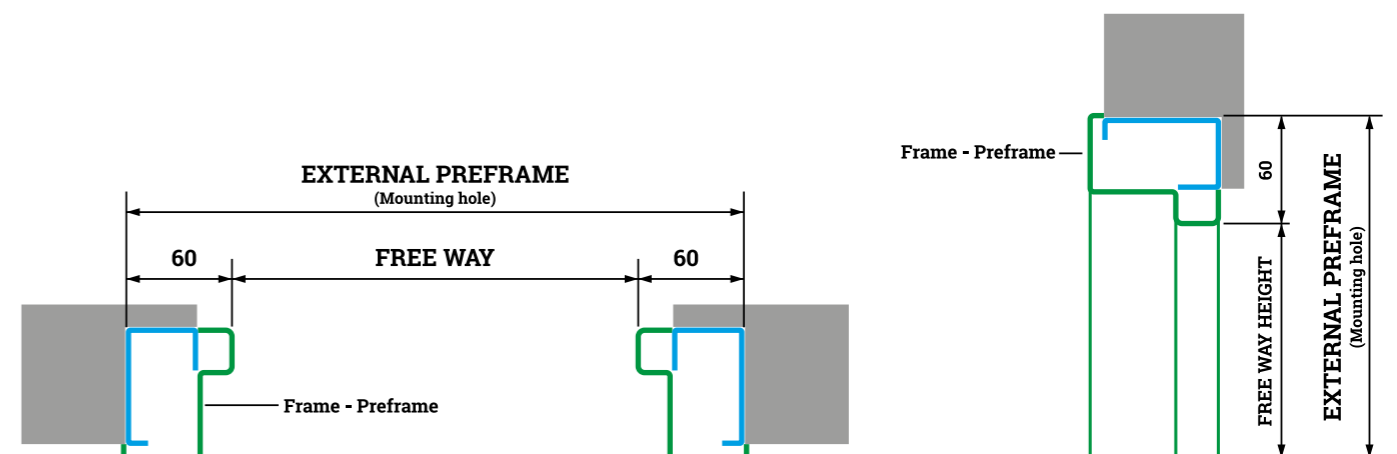
OTHER MANUFACTURABLE MEASURES

STANDARD MEASURES		SEMI-STANDARD SIZES	
FREE WAY		FREE WAY	
WIDTH	HEIGHT	WIDTH	HEIGHT
760 mm	2000 mm	700 mm	2000 mm
800 mm	2040 mm	740 mm	2040 mm
850 mm	2100 mm		2100 mm
900 mm			

MAXIMUM/MINIMUM MEASUREMENTS			
MAXIMUM FREE WAY		MINIMUM FREE PASSAGE	
WIDTH	HEIGHT	WIDTH	HEIGHT
1000 mm	2300 mm	700 mm	1980 mm

*Direct frame thickness 4.2 cm


*Frame-preframe thickness: 6 cm





ENDLESS POSSIBILITIES


The IRON armoured door not only protects our home from theft and intrusion, also it does with a unique style, which allows it to integrate perfectly with the decoration of the rest of the home thanks to the multitude of models and possible combinations of finishes.

At Port Stylo we believe that installing a high security door does not have to mean giving up style, and that is why we have taken special care to offer you a wide range of possibilities.

 Exposure to atmospheric agents

 Inadvisable exposure to atmospheric agents

 Partial exposure to atmospheric agents




R3 Sapely PVC



Liso Roble PVC



602 Blanco PVC



2003 Blanco PVC




1006 Blanco PVC




121 Roble PVC



4C Ceniza PVC



F90 Palisandro Madera




Liso Roble Madera



600 sin plafón Sapely Madera




111 Palisandro PVC



2016 PVC Blanco



Z81 Roble Madera



701 TR Haya Vaporizada Madera

PERSO NALITA TION

The finishes of the IRON armoured door in PVC or wood for exteriors or interiors are not only a reflection of current trends, but are also chosen for their durability and resistance. The innovation of vinyl siding allows us to apply designs that until recently were impossible to imagine.

Configure your door by combining the main panel finish and model, architrave finish, metal frame colour, and routed style. In this way, we offer you an infinite number of possible combinations that allow the integration of the IRON door in any environment.

Exterior PVC Finishes


Main panel and architraves.



Blanco Roble Palisandro Sapely Ceniza

Exterior wood finishes

Main panel and architraves. Maintenance required.



Roble Caoba Castaño Palisandro Ébano

***Interior finishes in natural wood:** Sapely, Roble, Pino, Cerezo, Haya Vaporizada, etc. Check availability for other woods.


Routed

Main panel.




Half Cane Mega Classic Only for wood colour vinyl White Classic Only for white vinyl

Metal frame colours



8017 Brown 9003 White 9007 Silver

FITTINGS



Silver Fittings

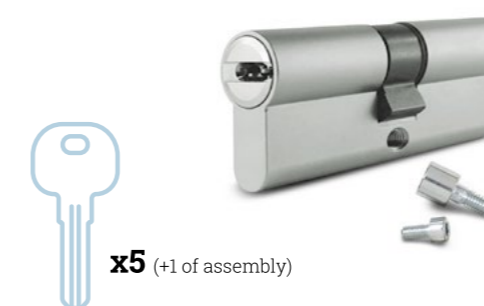
Gold Fittings



Mixed Fittings



Lock, set of keys and defender



x5 (+1 of assembly)

Basic cylinder



x4

ISEO R7 cylinder



puertas **perciber**

35 YEARS



Número de Certificado PEFC:
PEFC/14-35-00223-AEN

port/
stylo®

Polígono Industrial El Mirador, s/n
30140 Santomera, Murcia, Spain

perciber@perciber.com
PH: +34 968 861 535
F: +34 968 861 913

perciber.com